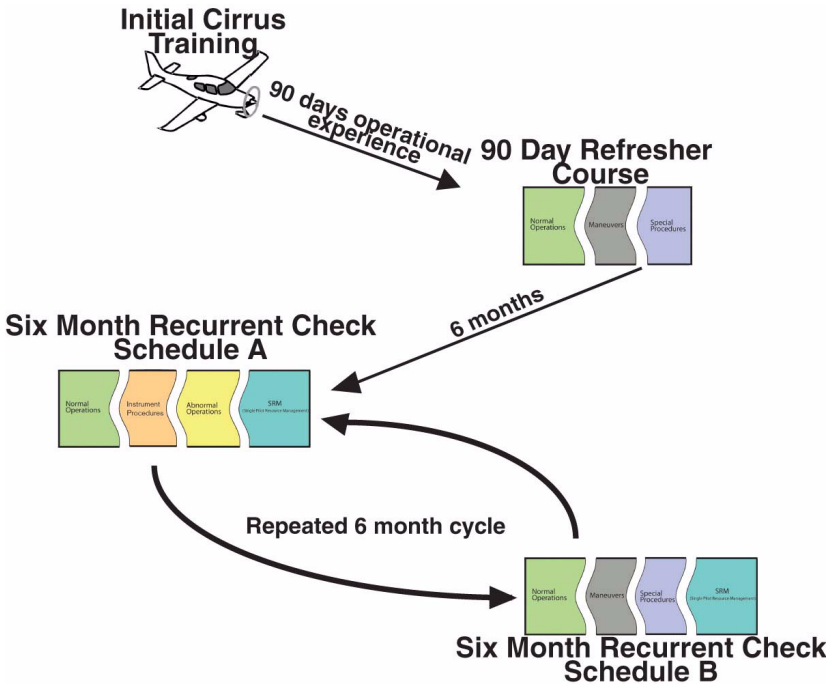


Recurrent Training

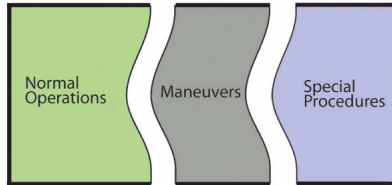
The recurrent check cycle is designed to allow a pilot to follow an alternating training sequence. Following initial training, a 90 Day Refresher course is recommended with subsequent adherence to a six month recurrent check schedule.

If followed, this sequence could permit a flight review and an IPC on an annual basis while accomplishing recurrent Cirrus training. It is not necessary to complete a flight review or an IPC with this training model. Non instrument-rated pilots should utilize the instrument procedures portion of Schedule A to maintain basic attitude instrument flying skills.



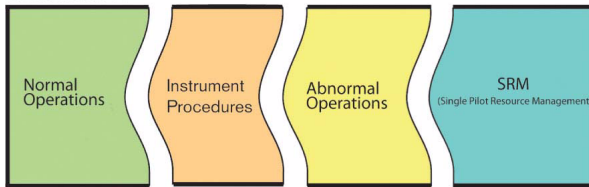
***Completion of a Cirrus Pilot Proficiency Program (CPPP) weekend event is a recommended substitution for a recurrent training check.**

90 Day Skill Refresher



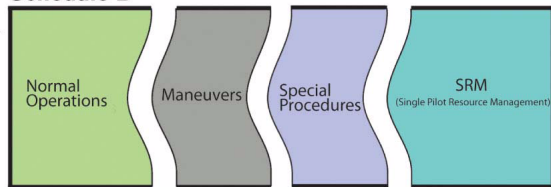
Six Month Recurrent Check

Schedule A



Alternate
Every 6 mo.

Schedule B



Complete every 6 months on an alternating cycle. Following Schedule A and B will permit an:

- IPC once per year,
- Flight review once per year.














Focus items for Schedule A:

- Instrument currency (basic attitude instrument flying if not instrument rated)
- Abnormal operations,
- Assessment of SRM skills.






Focus items for Schedule B:

- Tasks necessary for flight review,
- Landing safety and accuracy, including non-standard landings,
- Assessment of SRM skills.

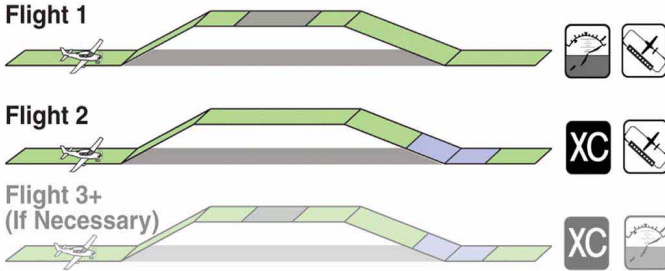
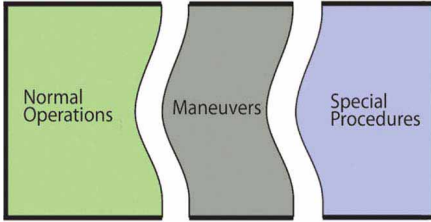
Recurrent Training Course Icons

	<p>Ground Briefing</p> <ul style="list-style-type: none"> • Instructor-led course briefing, systems description, and avionics training.
	<p>Cross-country Leg</p> <ul style="list-style-type: none"> • Cross-country leg required to meet course minimums.
	<p>Traffic Pattern</p> <ul style="list-style-type: none"> • Traffic pattern and landing practice recommended.
	<p>Maneuvers</p> <ul style="list-style-type: none"> • Select maneuvers for practice during flight.
	<p>Electrical Malfunction</p> <ul style="list-style-type: none"> • Alternator failure simulated.
	<p>Inadvertent IMC</p> <ul style="list-style-type: none"> • Simulated flight into IMC.
	<p>TAWS Escape Maneuver</p> <ul style="list-style-type: none"> • Simulated terrain evasion maneuver.
	<p>PFD Malfunction</p> <ul style="list-style-type: none"> • Screen failure, power failure, AHRS failure, ADC failure at the discretion of the instructor.
	<p>Engine Malfunction</p> <ul style="list-style-type: none"> • Prop governor failure, engine failure, loss of manifold pressure, loss of oil pressure.
	<p>High Altitude Leg</p> <ul style="list-style-type: none"> • Flight above 12,000 feet if Turbo or Oxygen equipped.
	<p>Simulated CAPS Deployment</p> <ul style="list-style-type: none"> • Simulated CAPS deployment due to a simulated emergency.
	<p>Open Door</p> <ul style="list-style-type: none"> • Door open in-flight or left open prior to takeoff.
	<p>Single Pilot Resource Management</p> <ul style="list-style-type: none"> • Pilot managing flight without instructor assistance using appropriate resources available in-flight.

Recurrent Training Course Icons (Continued)

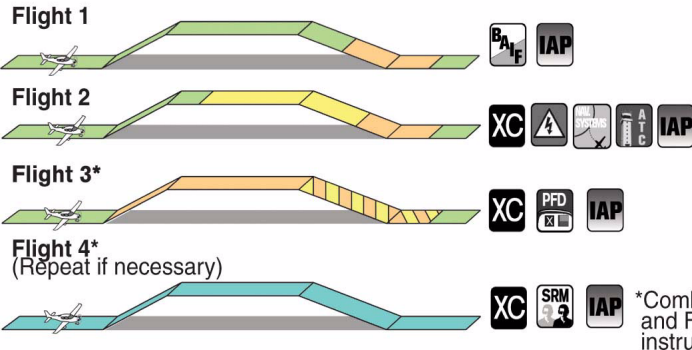
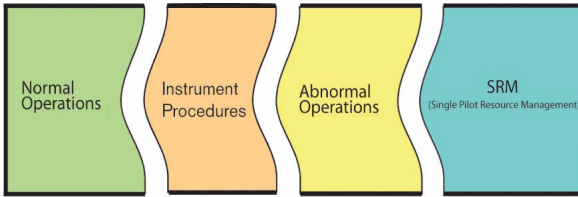
	<p>Scenario Leg</p> <ul style="list-style-type: none">• Real-life challenges will be presented to the pilot in a scenario format to challenge SRM and decision-making skills.
	<p>Basic Instrument Skills</p> <ul style="list-style-type: none">• Basic attitude instrument flying and unusual attitude recovery.
	<p>ATC Clearances</p> <ul style="list-style-type: none">• Practice complying with IFR clearances including: holding, route changes, crossing restrictions, and departure/arrival procedures.
	<p>Navigation Systems</p> <ul style="list-style-type: none">• Navigation mode selection, DME arc navigation, GPS, VOR, and LOC/GS tracking.
	<p>Instrument Approach Procedures</p> <ul style="list-style-type: none">• IAP including the number and type of approaches required by IPC standards.

90 Day Skill Refresher



Normal Procedures	Pre-Flight Preparations									
	Fuel, WX, W&B, performance planning, pre-flight inspection									
	Engine Start									
	Checklist usage, proper procedure, clearing, monitoring									
	Before Taxi / Taxi									
	Checklist usage, avionics setup, steering/braking procs.									
	Before Takeoff									
	Checklist complete, configuration setup, avionics setup									
	Normal Takeoff									
Center line tracking, rotation speed, engine monitoring										
Climb										
Engine mgt, checklist usage, A/C control, ATC compliance										
Cruise										
Leaning/engine mgt, automation mgt, situational awareness										

Six Month Recurrent Check: Schedule A



*Combine Flight 3 and Flight 4 if not instrument rated.

Normal Operations	Pre-Flight Preparation									
	Fuel, WX, W&B, performance planning, pre-flight inspection									
	Engine Start									
	Checklist usage, proper procedure, clearing, monitoring									
	Before Taxi / Taxi									
	Checklist usage, avionics setup, steering/braking procs.									
	Before Takeoff									
	Checklist complete, configuration setup, avionics setup									
	Normal Takeoff									
	Center line tracking, rotation speed, engine monitoring									
Climb										
Engine mgt, checklist usage, A/C control, ATC compliance										
Cruise										
Leaning/engine mgt, automation mgt, situational awareness										

Additional Tasks for an IPC

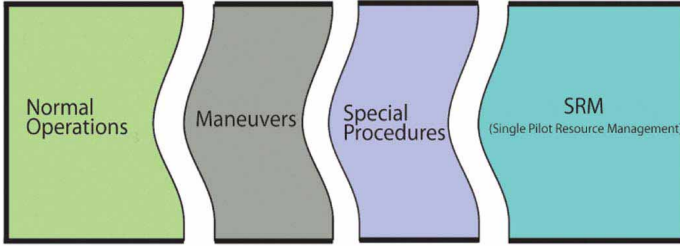
Instr.	Unusual Attitude Recovery									
	Prompt correction from disrupted attitude									

ATC	Holding Procedures									
	Correct avionics setup, entry and holding procedures									

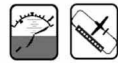
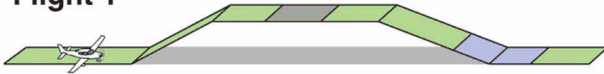
Nav Systems	Intercepting and Tracking Nav Systems									
	Nav source selection and identification, tracking accuracy									
Nav Systems	DME Arcs									
	Flight plan programming and modifications, tracking accuracy									

Instrument Approach Procedures	Nonprecision Approach (AP Coupled)									
	Briefing, loading, activating, stability, clearance compliance									
	Nonprecision Approach (Hand flown from IAF)									
	Briefing, loading, activating, stability, clearance compliance									
	Precision Approach									
	Briefing, loading, activating, stability, clearance compliance									
	Missed Approach									
	Timely decision, A/C control, procedure/clearance comply									
	Circling Approach									
Safe maneuvering for landing, stabilized, A/C config control										
Approach with Loss of Primary Flight Instruments										
A/C control, ATC notification, use of rev mod/stby instruments										
Landing from Straight-in or Circling Approach										
Transition from instr to visual, smooth/accurate touchdown										

Six Month Recurrent Check: Schedule B



Flight 1






Flight 2






Flight 3+
(Repeat if necessary)



Normal Operations	Pre-Flight Preparations								
	Fuel, WX, W&B, performance planning, pre-flight inspection								
	Engine Start								
	Checklist usage, proper procedure, clearing, monitoring								
	Before Taxi / Taxi								
	Checklist usage, avionics setup, steering/braking procs.								
	Before Takeoff								
	Checklist complete, configuration setup, avionics setup								
Normal Takeoff									
Center line tracking, rotation speed, engine monitoring									
Climb									
Engine mgt, checklist usage, A/C control, ATC compliance									

Pilot Categories
≥ 23 
14 - 22 
≤ 13 




General Flight Guidance	1	2	3	4	5	Your Rating
Years Actively Flying (currency maintained)	>10	6-10	2-5		<2	
Last Recurrent Training Event	<6 Mo		6-12mo		12-24mo	
Certificate Held	ATP or CFI	Com w/IFR	PVT w/IFR	PVT	Student	
Total Time	>2000	1000-2000	750-1000	500-750	<500	
Hours Logged in Last 12 Months	>200	150-200	100-150	50-150	<50	
Hours in Cirrus in Last 90 Days	>50	35-50	25-35	10-25	<10	
Pilot Mishap in Last 24 Months				Incident	Accident	
Cirrus Landings in Last 30 Days	>10	6-9	3-5	1-2	0	
Add 2 points for the following: >65 years old, Not completing Cirrus Transition Training, Time to complete Cirrus Training >30 hours, Time to achieve Private Pilot >100 hours						TOTAL

Pilot Categories
≥ 19 
8 - 18 
≤ 7 




Instrument Flight Guidance	1	2	3	4	5	Your Rating
Years Actively Flying IFR (currency maintained)	> 5		1 - 5		< 1	
Hours Flown IFR in Last 90 days	> 35	25 - 35	10 - 25	5 - 10	< 5	
Simulated/Actual Instrument in Cirrus in Last 90 Days	> 3		1 - 3		< 1	
Autopilot Coupled IAPs in Last 90 Days	> 4		1 - 4		0	
Hand-flown IAP in Last 90 Days	> 2		1		0	
Received Avionics Specific IFR Training from Factory/CSIP/CTC	Yes				No	
Subtract 2 points for completing an avionics specific IPC from CSIP/CTC in last 12 months. Subtract 1 point for when flying with IFR licensed pilot.						
TOTAL						

Personal Weather Minimums Categories

General Flight Guidelines

Current Pilot Capability Category	Wind Limit	VFR Minimums	
	Wind: ... 15 kts X-wind: ... 5 kts Max Gust: ... 5 kts	Day 5000' CEILINGS 10 SM VISIBILITY	Night 5000' CEILINGS 10 SM VISIBILITY
	Wind: ... 20 kts X-wind: ... 10 kts Max Gust: 10 kts	Day 3000' CEILINGS 10 SM VISIBILITY	Night 5000' CEILINGS 10 SM VISIBILITY
	Wind: ... 35 kts X-wind: ... 20 kts Max Gust: 15 kts	Day 3000' CEILINGS 5 SM VISIBILITY	Night 5000' CEILINGS 10 SM VISIBILITY

Instrument Flight Guidelines

Current Pilot Capability Category	IFR Minimums
	1500' / 3 SM Current Reported Weather
	500' / 2 SM Above Published Approach Minimums
	Published Approach Minimums

Post-Training Instructor Recommendations

(For those recommendations more restrictive than risk assessment values)

Wind Limit	
Max Sustained Wind	_____ kts
Max X-Wind	_____ kts
Max Wind Gust	_____ kts

Ceiling / Visibility		
	Day	Night
Ceiling	_____ ft	_____ ft
Visibility	_____ sm	_____ sm

IFR Minimums		
Increase to Apr. Mins		
	Day	Night
Ceiling	+ _____ ft	+ _____ ft
Visibility	+ _____ sm	+ _____ sm

Post Training Instructor Comments
